

Pioneer Valley MCD Weekly Report

EPI Week 30

Week Ending: July 26, 2025

Surveillance Summary

EPI Week 30 Target Species Surveillance Summary					Cumulative Totals: EPI Weeks 24-30			
Species	# Collected	Pools	WNV+	EEEV+	Cumulative Specimens	Cumulative Pools	Cumulative WNV+	Cumulative EEEV+
<i>Cx. pipiens/restuans</i>	786	29	2	0	4334	143	4	0
<i>Cq. perturbans</i>	617	19	0	0	3013	94	0	0
<i>Cs. melanura</i>	0	0	0	0	7	5	0	0
<i>Oc. canadensis</i>	30	2	0	0	828	25	0	0
<i>Oc. japonicus</i>	241	15	0	0	754	46	0	0
<i>Ps. ferox</i>	8	0	0	0	54	0	0	0
<i>An. quadrimaculatus</i>	25	0	0	0	161	5	0	0
<i>Ae. vexans</i>	3	0	0	0	112	7	0	0
<i>Ae. albopictus</i>	3	0	0	0	24	1	0	0
<i>Cx. salinarius</i>	115	4	1	0	170	5	1	0
<i>An. punctipennis</i>	34	0	0	0	472	2	0	0
Totals	1862	69	3	0	9929	333	5	0

Positive Mosquito Samples in the Pioneer Valley Region

- There were three WNV positive pools confirmed during EPI week 30: (41) *Culex pipiens/restuans* in Deerfield, (50) *Culex salinarius* in West Springfield, and (50) *Culex pipiens/restuans* in East Longmeadow. See statewide cumulative results [here](#) and risk maps [here](#).

Most Abundant Species in Pioneer Valley

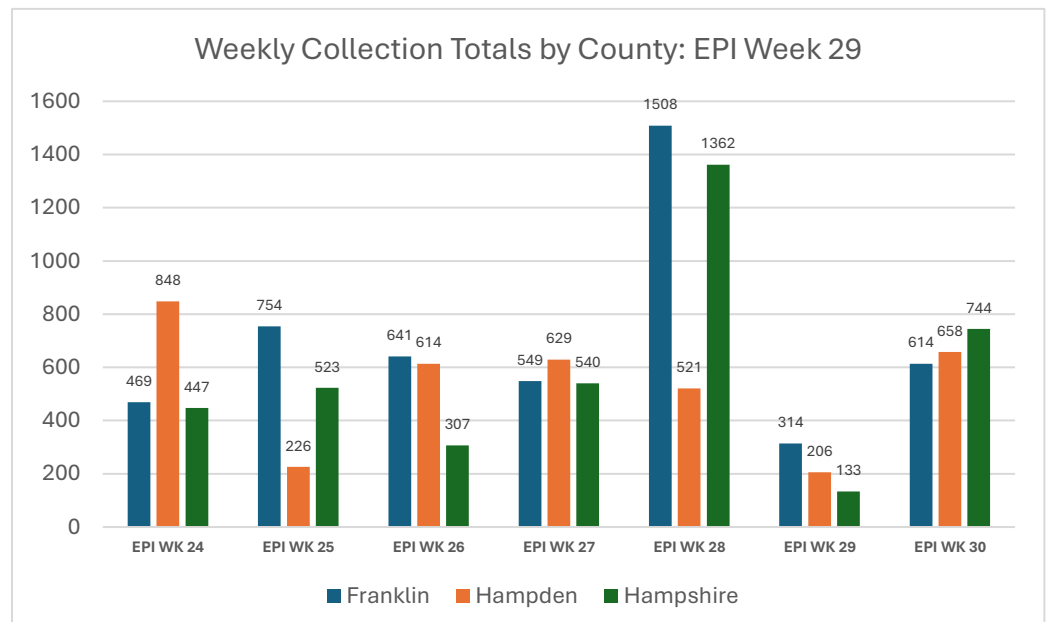
- Among the species of most concern, *Cx. pipiens/restuans* were the most prevalent during EPI week 30, with a total of 786 specimens. *Cx. pipiens/restuans*, the primary vector for West Nile virus (WNV), breeds in artificial containers such as catch basins, neglected swimming pools, tarps, birdbaths, buckets, discarded tires, and poorly maintained garden ponds. Eliminating standing water around the home is a key step in reducing populations of *Cx. pipiens/restuans* and other mosquito vectors.



Cx. pipiens adult female. Image Credit: Lawrence E. Reeves, University of Florida

EPI WK 30 Summary by County

- Franklin County**
 - EPI WK 30 Pools Tested: 23
 - Positive Samples: 1
 - Most Abundant Species: *Cq. perturbans* (222)
 - Total Mosquitoes Collected: 614
- Hampden County**
 - EPI WK 30 Pools Tested: 21
 - Positive Samples: 0
 - Most Abundant Species: *Cx. pipiens/restuans* (391)
 - Total Mosquitoes Collected: 658
- Hampshire County**
 - EPI WK 30 Pools Tested: 25
 - Positive Samples: 0
 - Most Abundant Species: *Cq. perturbans* (298)
 - Total Mosquitoes Collected: 744
- Total Mosquitoes Collected (All Counties): **2016** (Total Includes Non-Target Species)
- Total Pools Submitted for Testing (All Counties): **69**



Weather Summary

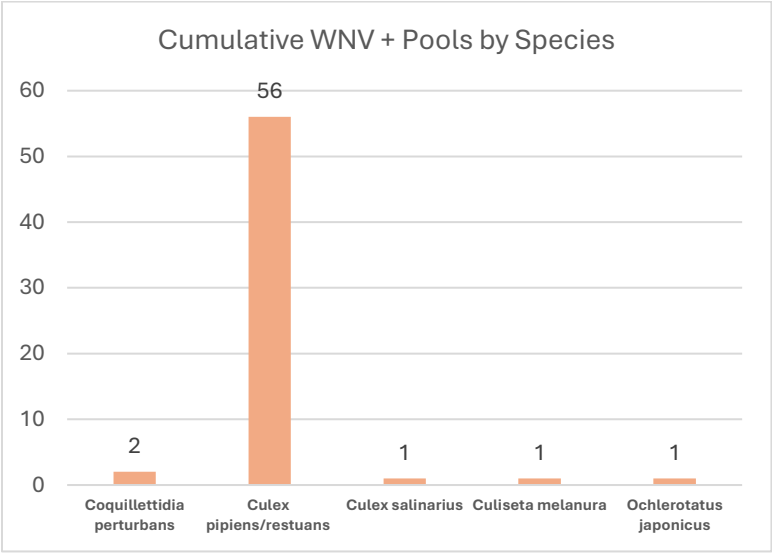
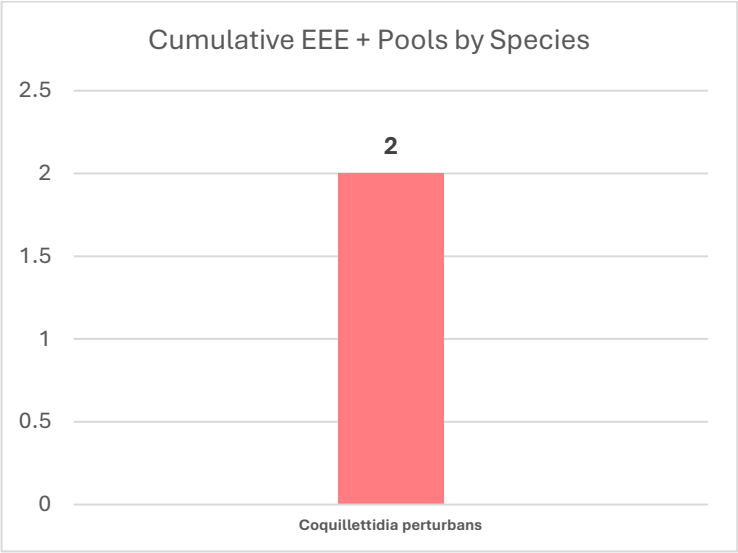
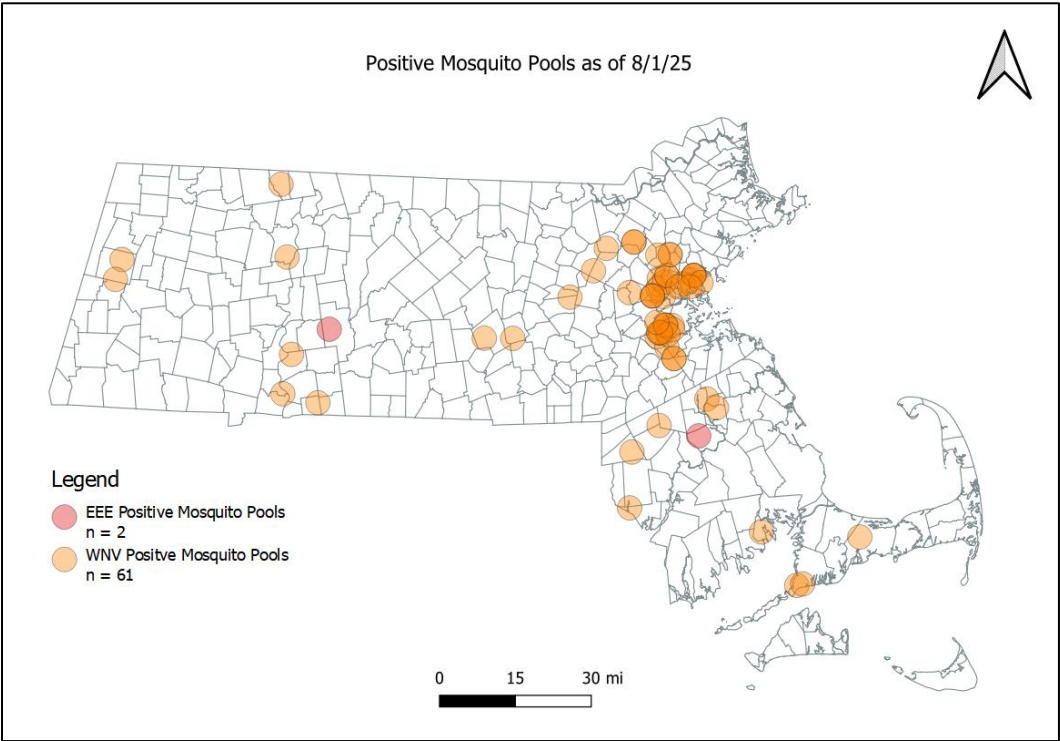
Weather conditions during EPI Week 30 continued to support mosquito activity, with temperatures, humidity, and precipitation remaining within favorable ranges.

Weekly Changes in Weather

Station	Name	EPI Week	PRCP Total (in.)	TMAX AVG (°F)	TMIN AVG (°F)
USC00190120	AMHERST, MA US	23	1.53	77.43	51.14
USC00190120	AMHERST, MA US	24	0.69 (-55%)	74.5 (-4%)	56 (+10%)
USC00190120	AMHERST, MA US	25	0.55 (-20%)	74.8 (<1%)	58.5 (+4%)
USC00190120	AMHERST, MA US	26	0.35 (-36%)	87.9 (+17%)	66 (+13%)
USC00190120	AMHERST, MA US	27	0.16 (-54%)	84.1 (-4%)	59.5 (-10%)
USC00190120	AMHERST, MA US	28	0.54 (+238%)	87.6 (+4%)	66.1 (+11%)
USC00190120	AMHERST, MA US	29	1.75 (+224%)	86.1 (-2%)	66.4 (+0.5%)
USC00190120	AMHERST, MA US	30	0.76 (-57%)	83.7 (-2.8%)	58.5 (-12%)

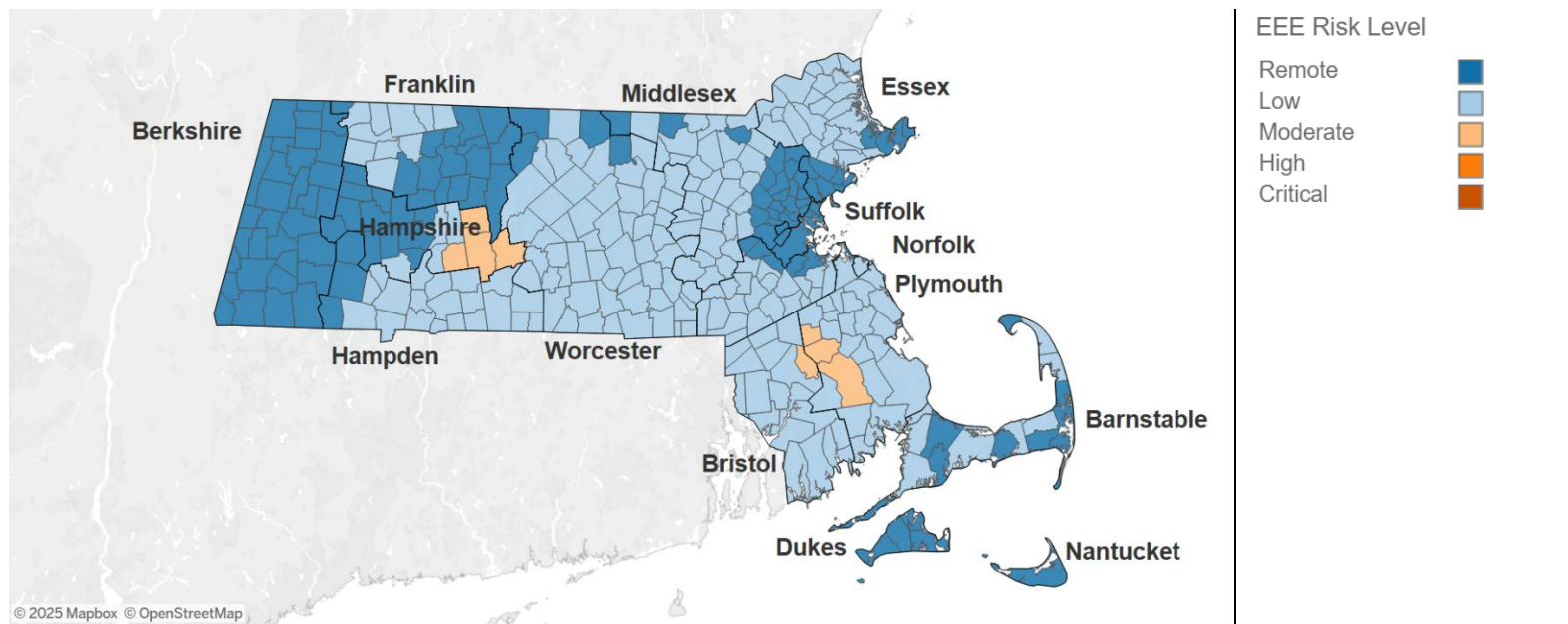
Statewide Cumulative Arbovirus Positives as of 8/1/25

Virus	Positive Mosquito Samples	Animal Cases	Human Cases
EEE	2	0	0
WNV	61	1	0



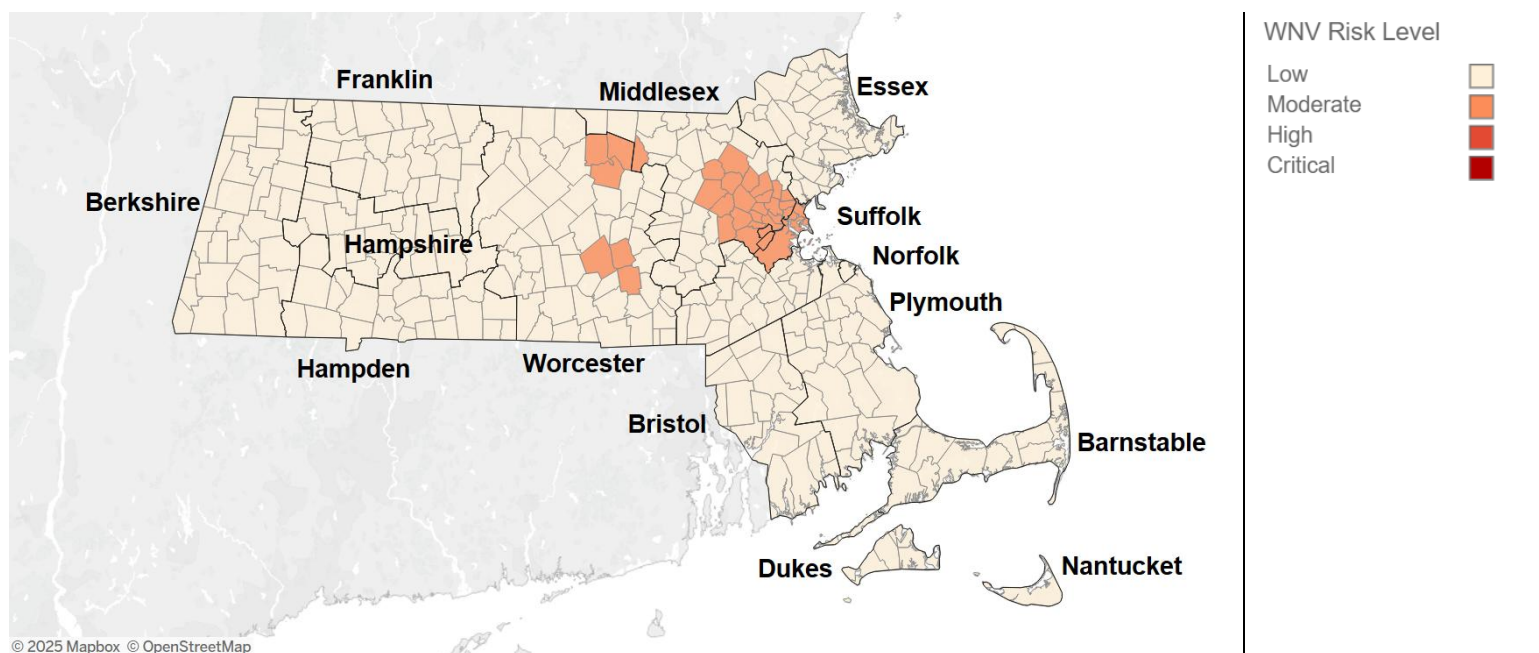
See description of targeted mosquito species [here](#).

EEE Risk Map as of 8/1/25 – Risk level is moderate in Belchertown, Bridgewater, Granby, Middleborough, Pelham, Raynham, Ware, and West Bridgewater



Current EEE Risk Map from: <https://www.mass.gov/info-details/massachusetts-arbovirus-update>

WNV Risk Map as of 8/1/25 – Risk level is moderate in parts of Middlesex, Worcester, and Suffolk Counties



Current WNV Risk Map From: <https://www.mass.gov/info-details/massachusetts-arbovirus-update>

Bite Prevention – Mosquitoes and Ticks

Mosquitoes and ticks can transmit serious diseases, but taking protective measures can go a long way in preventing bites from these common vectors.

Personal Protection Tips

- **Use insect repellent:** Use EPA approved insect repellent with one of the following ingredients: DEET, picaridin, or oil of lemon eucalyptus to keep bugs off.
- **Be mindful of timing and environment:** Mosquitoes are busiest at dawn and dusk, while ticks hide in brushy areas all day. During the colder months, ticks will overwinter in mostly leaf litter and will seek out a blood meal on a warm winter day.
- **Wear proper clothing:** Long sleeves, pants, and shoes help prevent mosquito bites. Although it's not much of a fashion statement, tucking your pants into your socks prevents ticks from migrating up your leg and biting you.
- **Treat your clothes:** Spray gear and clothing with permethrin for extra protection against ticks. Note, permethrin is a pesticide and should be used with caution. Read all product labels before use.
- **Tick check:** Look over your skin, clothes, and pets carefully after spending time outside.
- **Dry your clothes on high heat:** Ticks can survive a wash cycle, but 10 minutes in a hot dryer will kill them.
- **If possible, take a shower within two hours:** It helps wash off unattached ticks before they can latch on. This is also a good opportunity to look over your skin again.

Around the Home

- **Prevent artificial habitat:** Mosquitoes will seek out water-filled containers to lay their eggs in, so empty buckets, birdbaths, kiddie pools, tarps, etc. Clear gutters of debris regularly and dispose of old tires to prevent mosquito breeding.
- **Fix doors and screens:** Keep mosquitoes out by inspecting and repairing window screens.
- **Make a tick-safe yard:** Maintain short grass, remove leaf litter, and place a barrier of gravel between wooded areas and the edges of your lawn.

PE Poster Printouts and Helpful Links

- [Mosquito Bite Prevention Poster](#)
- [Arbovirus Transmission Cycles](#)
- [Reducing Mosquito Breeding Sites](#)
- [CDC Dengue Fever Information](#)
- DPH Mosquito PE Materials: <https://www.mass.gov/lists/mosquito-borne-disease-educational-materials>
- DPH Tick PE Materials: <https://www.mass.gov/info-details/tick-borne-educational-materials>

Targeted Mosquito Species

Species Name	Description	Habitat	Months Active
<i>Aedes albopictus</i>	An invasive species that is an aggressive and relentless day biter. <i>Ae. albopictus</i> prefer to feed on humans and can transmit chikungunya, dengue, and Zika.	Discarded tires and other containers.	June-October Peak: July
<i>Aedes vexans</i>	An aggressive biter that falls within the “flood water” species. <i>Ae. vexans</i> is a bridge vector for EEE and will feed on both birds and mammals.	Temporary freshwater pools such as flood meadows, retention ponds, and vernal pools.	May-October Peak: Varies and is dependent on precipitation.
<i>Culiseta melanura</i>	<i>Cs. melanura</i> mosquitoes are a primary vector for EEE. <i>Cs. melanura</i> feed mainly on avian species and are responsible for amplifying the virus to the point that it spills over into bridge vectors.	Tree root cavities or “crypts” covered by peat moss in red maple and cedar swamps.	May-December Peak: July-August and mid-September
<i>Culex pipiens</i> and <i>restuans</i>	These two mosquito species are abundant in Massachusetts and can amplify WNV in the bird population and infect humans. While <i>Cx. pipiens</i> is more implicated in WNV transmission, both <i>Cx. pipiens</i> and <i>restuans</i> are grouped together because differentiating between the two species with 100% reliability is very difficult.	Artificial containers such as “green” swimming pools, catch basins, discarded tires, buckets, etc.	May-October Peak: July-August
<i>Coquillettia perturbans</i>	<i>Cq. perturbans</i> is one of the most abundant mosquitoes in Massachusetts and are considered a competent bridge vector for both EEE and WNV. <i>Cq. perturbans</i> will feed on both birds (reservoir for EEE) and mammals.	Permanent bodies of water with emergent vegetation such as cattails.	May-September Peak: July
<i>Ochlerotatus canadensis</i>	<i>Oc. canadensis</i> , is a bridge vector that can transmit both EEE and WNV to humans.	Woodland/vernal pools.	May-October Peak: June
<i>Ochlerotatus japonicus</i>	An invasive species that is a potential bridge vector for WNV and EEE.	Discarded tires and other containers	May-October Peak:
<i>Culex salinarius</i>	<i>Cx. salinarius</i> are considered bridge vectors for both EEE and WNV, readily feeding on mammals.	Brackish and freshwater swamps.	May-November Peak: August
Other species	There are many other species that PVMCD staff will submit to the Arbovirus Surveillance Laboratory at DPH for testing. These species are considered potential vectors in transmitting arboviruses.		